



My name is \_\_\_\_\_

**ACTIVITY 1: TURN TO PAGE 3 – HANDS ACROSS AUSTRALIA**

Show your support for Native Title and Reconciliation by joining a Sea of Hands event.







Draw around your hand.  
Colour it red, black, yellow, blue or green.  
Write your name underneath.






### ACTIVITY 3: INITIAL SOUND - H

- Look at the pictures and sound in the boxes.
- Say the names of the pictures.
- Circle the pictures that start with the **same** sound.
- Cross the picture that starts with a **different** sound.

h				
---	---	---	---	---

### ACTIVITY 3: JOIN THE PICTURE TO THE CORRECT SOUND.

	b
	s
	m



### ACTIVITY 4: MEDIAL SOUNDS

- Say the name of the picture.
- Circle the word for the picture.
- Read the sentence.
- Put in the missing letter.

cab

cob

cub




I eat corn on the c \_ b.

pig

pug

peg



We will feed the p \_ g

beg

bag

big




I put my shopping in my b\_g.

rig

rag

rug



We sit on the r\_g.



## ACTIVITY 5: RECOGNISING LETTERS

Copy the letters below to spell out hands.

**h a n d s**

\_\_\_\_\_

What letter does hands start with? \_\_\_\_\_

How many other words can you make from the letters in hands?

\_\_\_\_\_

\_\_\_\_\_

\_\_\_\_\_

\_\_\_\_\_

\_\_\_\_\_